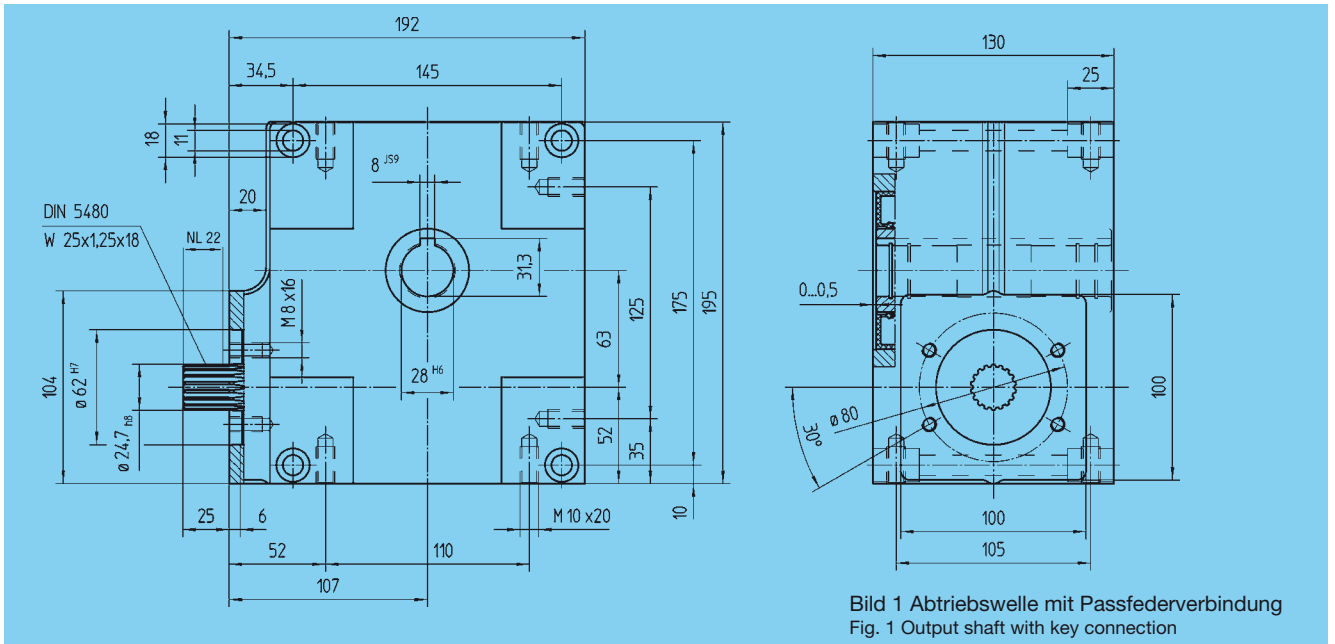




Passfederverbindung / Key connection

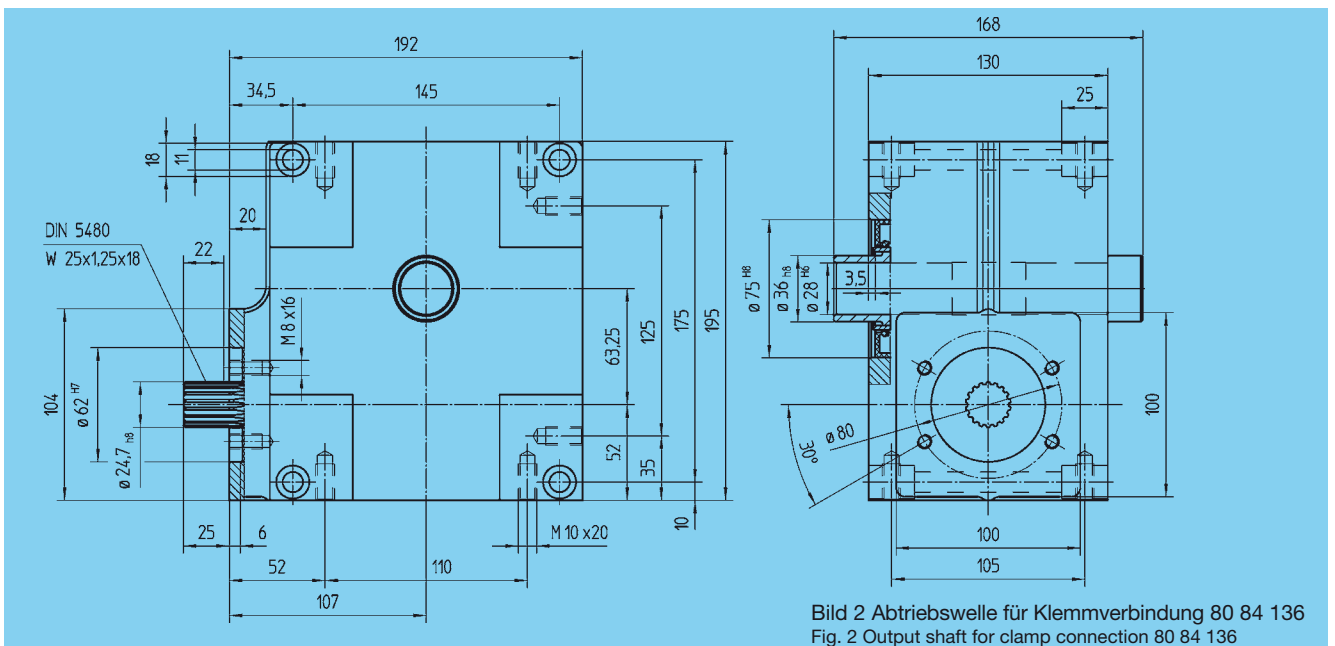
Achsabstand / Centre distance $a_o = 63 \text{ mm}$ 5 Anschraubflächen / 5 Mounting surfaces



Achsabstand / Centre distance $a_o = 63 \text{ mm}$

Klemmverbindung / Shrink-disc connection

5 Anschraubflächen / 5 Mounting surfaces



Best.-Nr. / Order code

5 Anschlagflächen / 5 Mounting surfaces

Übersetzung i

Ratio i



$J_{red} 10^{-4}$
kg m²

Passfederverbindung

Klemmverbindung

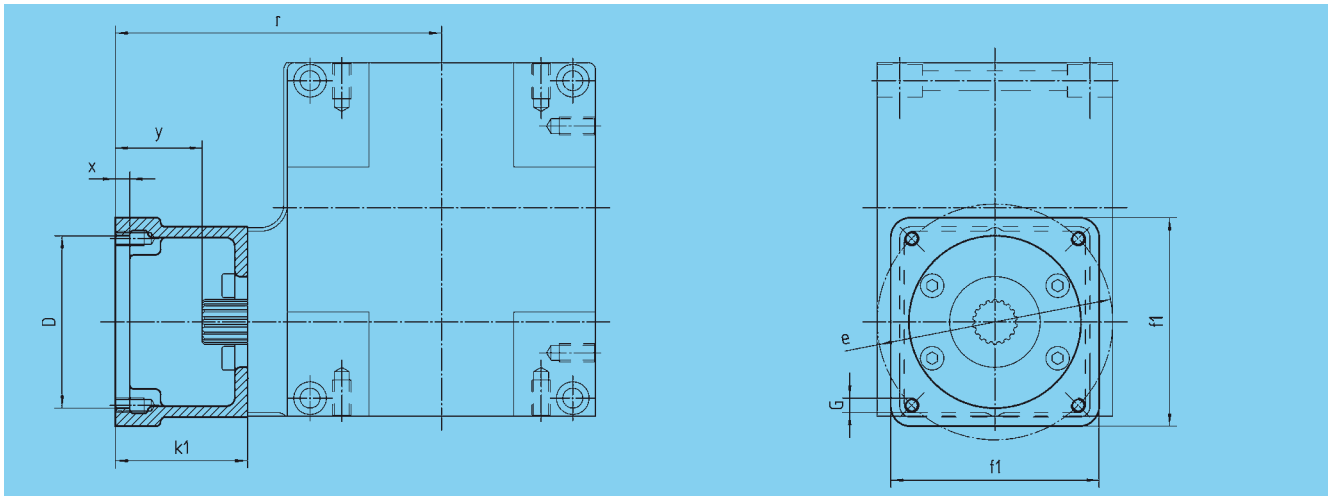
Key connection

Shrink-disc connection

Best.-Nr. / Order code	Best.-Nr. / Order code	Übersetzung i / Ratio i	Weight	$J_{red} 10^{-4}$ / kg m ²
59 04 005	59 14 005	4,75	11,5	2,5350
59 04 007	59 14 007	6,75	11,5	1,3720
59 04 009	59 14 009	9,25	11,5	0,9825
59 04 015	59 14 015	14,50	11,5	0,9590
59 04 020	59 14 020	19,50	11,5	0,6940
59 04 029	59 14 029	29,00	11,5	0,9966
59 04 039	59 14 039	39,00	11,5	1,0100
59 04 052	59 14 052	52,00	11,5	0,5305



Motorflansch / Motor flange



Achsabstand / Centre distance $a_o = 63 \text{ mm}$

Bestell-Nr. Order code	D ^{G7}	k ₁	r	x	y	f ₁	e	G	kg
65 59 301	95,0	62	169	5	37	100	115	M8	1,0
65 59 302	50,0	62	169	5	37	100	95	M6	1,0
65 59 303	80,0	62	169	5	37	100	100	M6	1,0
65 59 304	95,0	78	185	5	53	115	130	M8	1,0
65 59 305	95,0	72	179	5	47	105	115	M8	1,0
65 59 306	60,0	74	181	5	49	100	75	M5	1,0
65 59 307	70,0	70	177	5	45	100	90	M8	1,0
65 59 401	95,0	73	180	5	48	100	115	M8	1,0
65 59 402	110,0	78	185	5	53	115	130	M8	1,0
65 59 403	95,0	73	180	5	48	115	130	M8	1,0
65 59 404	110,0	73	180	5	48	115	130	M8	1,0
65 59 405	95,0	78	185	5	53	140	165	M10	1,0
65 59 406	110,0	78	185	5	53	140	165	M10	1,0
65 59 407	130,0	78	185	5	53	140	165	M10	1,0
65 59 409	130,0	98	205	5	73	140	165	M10	1,5
65 59 410	110,0	74	181	5	49	120	145	M8	1,0
65 59 411	110,0	84	191	7	59	120	145	M8	1,5
65 59 412	114,3	105	212	5	80	180	200	M12	3,5
65 59 413	114,3	139	246	5	114	180	200	M12	6,0
65 59 414	114,3	91	198	5	66	180	200	M12	2,5
65 59 415	110,0	89	196	5	64	120	145	M8	1,5

Bestellung besteht aus Grundgetriebe 59 04 0xx / 59 14 0xx und Flansch 65 59 4xx.

The order should contain gear box 59 04 0xx / 59 14 0xx and flange 65 59 4xx.