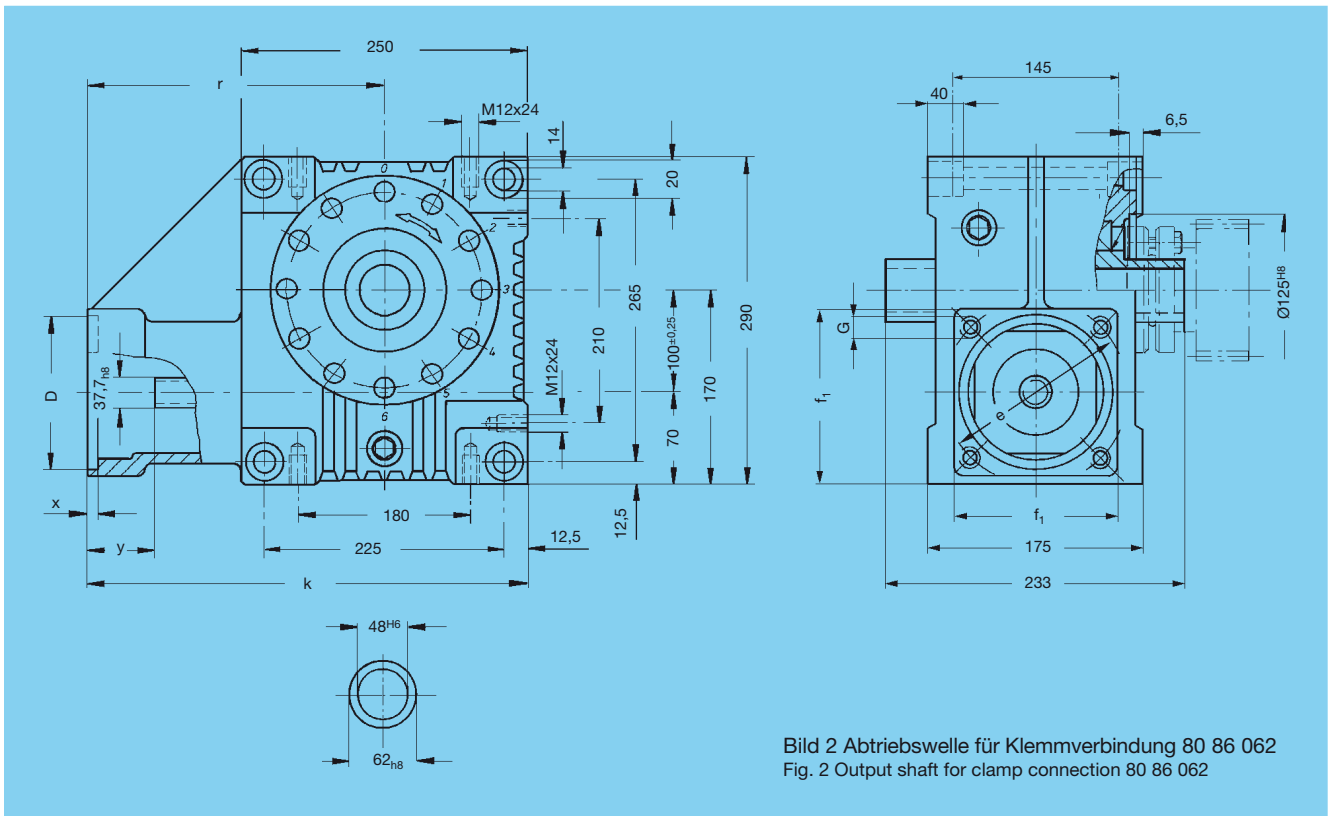
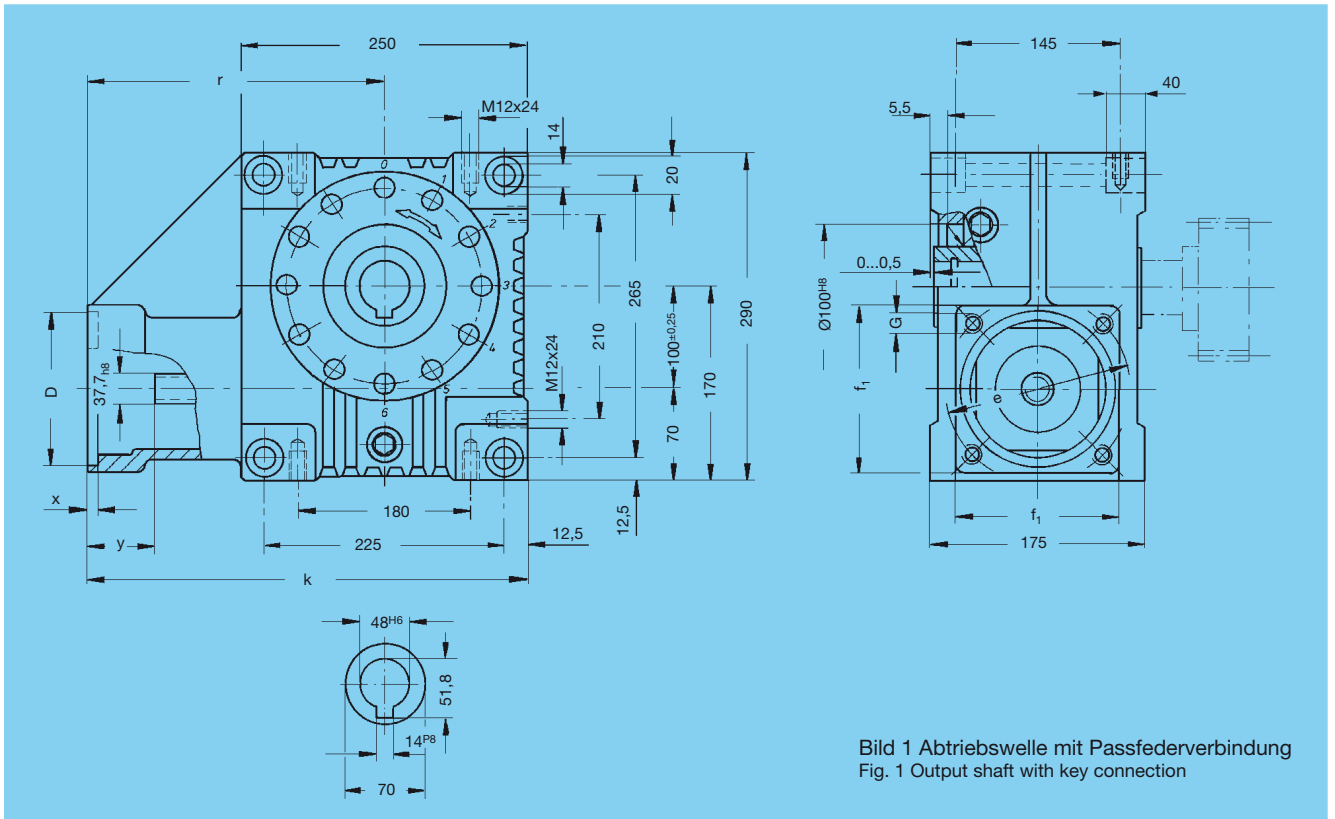




Achsabstand / Centre distance  $a_o = 100 \text{ mm}$







**ATLANTA**

**HP-Servo-Hochleistungsgetriebe mit einstellbarem Zahnspiel <2'**  
**HP-High-performance gear units with adjustable backlash <2'**

**Achsabstand / Centre distance  $a_o = 100$  mm**

Bestell-Nr. / Bild /Fig.1	Order code Bild/Fig. 2	Übersetzung i Ratio i	$D^{G7}$	k	r	x	y	$f_1$	e	G		$J_{red}$ 10 <sup>-4</sup> kg m <sup>2</sup>
58 46 005	58 86 005	4,75										16,7210
58 46 007	58 86 007	6,75										12,8835
58 46 009	58 86 009	9,25										8,0975
58 46 015	58 86 015	14,50	110	365	240	5	55	140	165	M10	30,0	7,2190
58 46 020	58 86 020	19,50										5,4030
58 46 029	58 86 029	29,00										4,7207
58 46 039	58 86 039	39,00										8,4300
58 46 052	58 86 052	52,00										9,7400
58 46 205	58 86 205	4,75										16,7210
58 46 207	58 86 207	6,75										12,8830
58 46 209	58 86 209	9,25										8,0975
58 46 215	58 86 215	14,50	130	365	240	5	55	140	165	M10	30,0	7,2190
58 46 220	58 86 220	19,50										5,4030
58 46 229	58 86 229	29,00										4,7207
58 46 239	58 86 239	39,00										8,4300
58 46 252	58 86 252	52,00										9,7400
58 46 305	58 86 305	4,75										16,7210
58 46 307	58 86 307	6,75										12,8830
58 46 309	58 86 309	9,25										8,0975
58 46 315	58 86 315	14,50	130	385	260	5	75	140	165	M10	31,0	7,2190
58 46 320	58 86 320	19,50										5,4030
58 46 329	58 86 329	29,00										4,7207
58 46 339	58 86 339	39,00										8,4300
58 46 352	58 86 352	52,00										9,7400
58 46 705	58 86 705	4,75										16,7210
58 46 707	58 86 707	6,75										12,8835
58 46 709	58 86 709	9,25										8,0975
58 46 715	58 86 715	14,50	180	400	275	6	90	192	215	M12	35	7,2190
58 46 720	58 86 720	19,50										5,4030
58 46 729	58 86 729	29,00										4,7207
58 46 739	58 86 739	39,00										8,4300
58 46 752	58 86 752	52,00										9,7400
58 46 805	58 86 805	4,75										16,7210
58 46 807	58 86 807	6,75										12,8830
58 46 809	58 86 809	9,25										8,0975
58 46 815	58 86 815	14,50	180	385	260	5	75	190	215	M12	33,0	7,2190
58 46 820	58 86 820	19,50										5,4030
58 46 829	58 86 829	29,00										4,7207
58 46 839	58 86 839	39,00										8,4300
58 46 852	58 86 852	52,00										9,7400
58 46 905	58 86 905	4,75										16,7210
58 46 907	58 86 907	6,75										12,8830
58 46 909	58 86 909	9,25										8,0975
58 46 915	58 86 915	14,50	130	385	260	5	75	195	215	M12	33,0	7,2190
58 46 920	58 86 920	19,50										5,4030
58 46 929	58 86 929	29,00										4,7207
58 46 939	58 86 939	39,00										8,4300
58 46 952	58 86 952	52,00										9,7400



andere Achsabstände und Übersetzungen auf Anfrage / other centre distances and ratios on request.