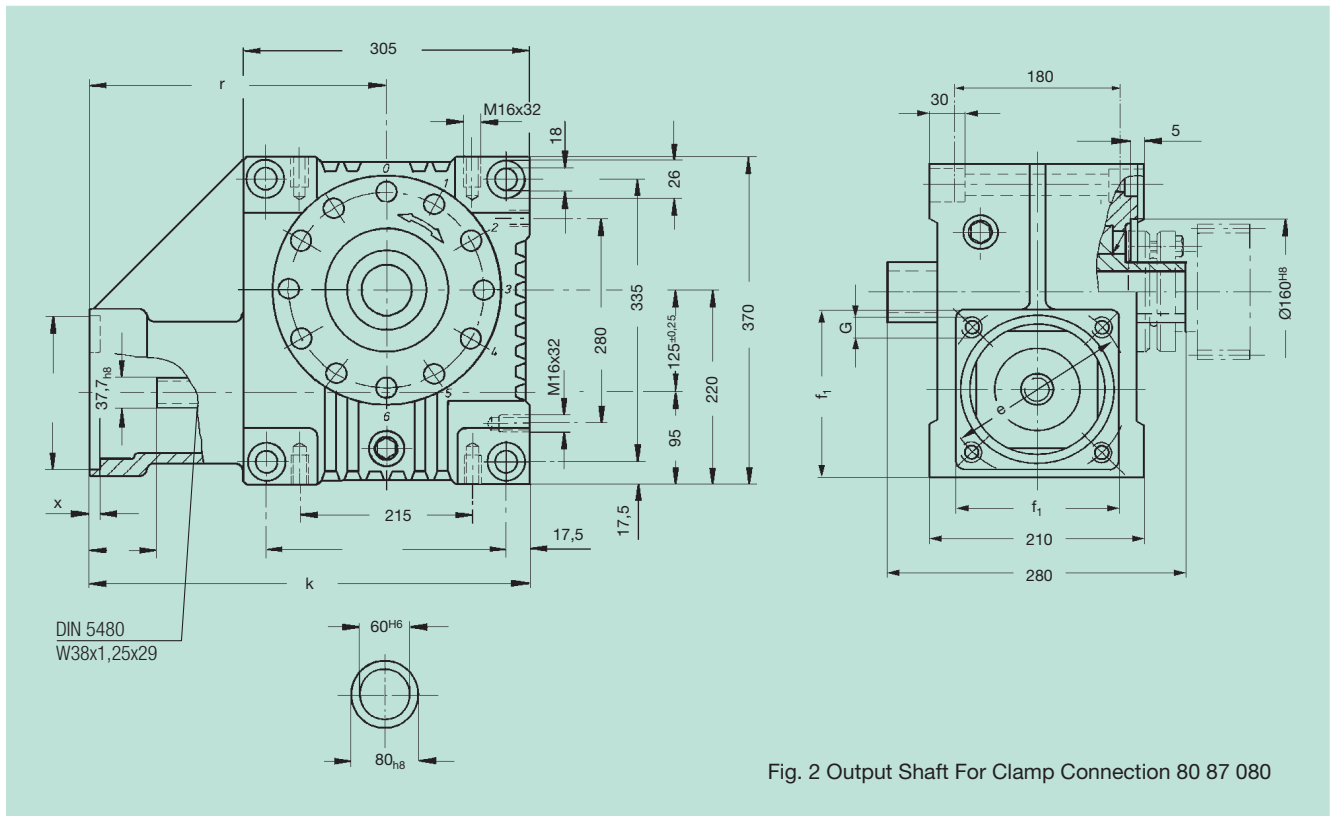
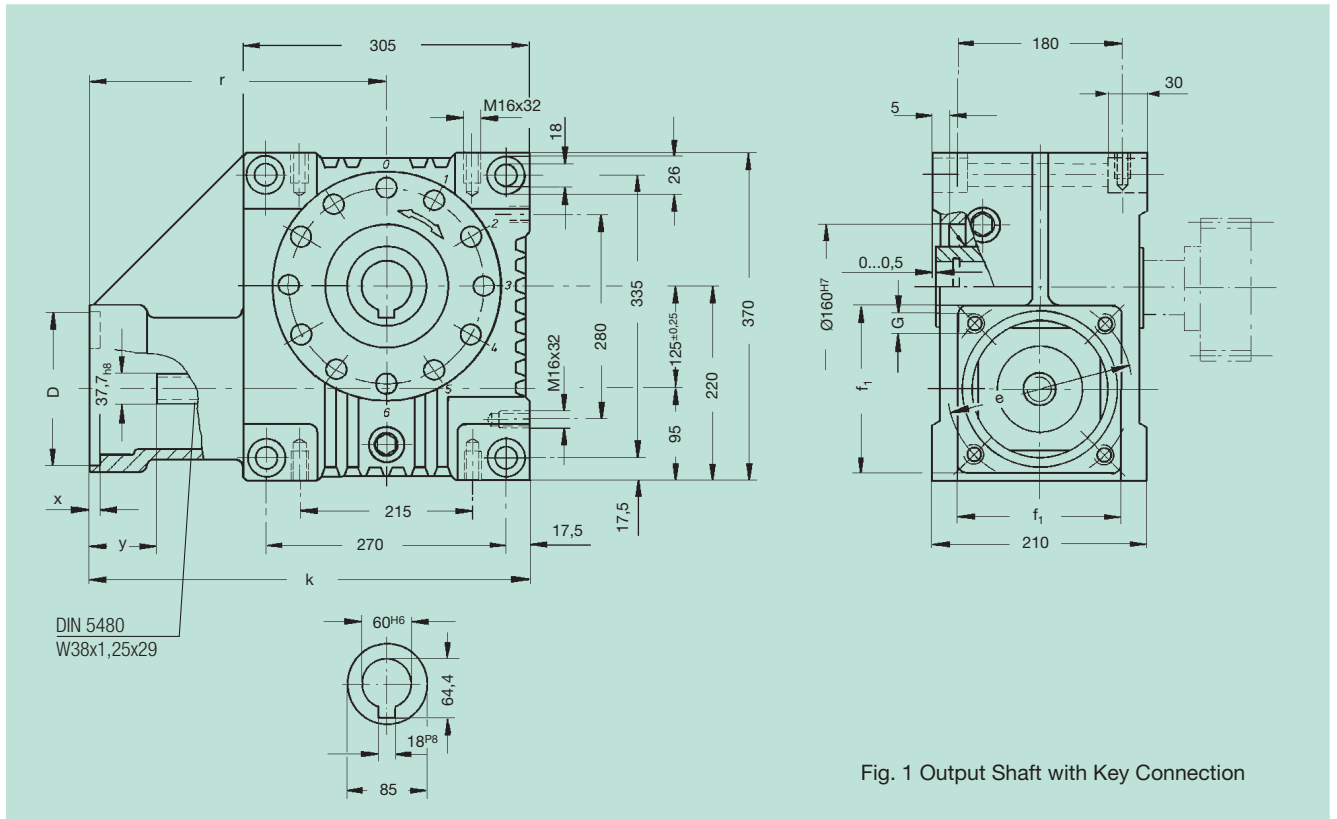




Center Distance $a_o = 125 \text{ mm}$






ATLANTA

HP High-Performance Gear Units with Adjustable Backlash <2'

Center Distance $a_o = 125 \text{ mm}$

Order Code Fig.1	Fig. 2	Ratio i	D ^{G7}	k	r	x	y	f ₁	e	G		J _{red} 10 ⁻⁴ kg m ²
58 47 007	58 87 007	6.75										35.9192
58 47 009	58 87 009	9.25										23.3256
58 47 015	58 87 015	14.50	180	468	315.5	6	75	200	215	M12	70.0	25.5742
58 47 020	58 87 020	19.50										16.4748
58 47 029	58 87 029	29.00										23.4384
58 47 039	58 87 039	39.00										15.3588
58 47 052	58 87 052	52.00										11.2943
58 47 107	58 87 107	6.75										35.9192
58 47 109	58 87 109	9.25										23.3256
58 47 115	58 87 115	14.50	180	484	331.5	6	91	200	215	M12	70.0	25.5742
58 47 120	58 87 120	19.50										16.4748
58 47 129	58 87 129	29.00										23.4384
58 47 139	58 87 139	39.00										15.3588
58 47 152	58 87 152	52.00										11.2943



Other center distances and ratios on request.